

Tech resource was successfully updated.


[Tech Resources](#) > [Transmission](#) > [Article](#) > [BMW • GM](#) > [Identification Guides](#) • [Remanufactured Valve Bodies](#)

January 30, 2018


GM & BMW 6L80 Family Identification Guide

Questions? [Email Sonnax Tech Support about this article.](#)

6L45/50 Early-Style ('10-Earlier) Upper Casting




6L45/50 Late-Style ('10-Later) Upper Casting




6L80 Early-Style ('10-Earlier) Upper Casting

6L80 Early-Style ('10-Earlier) Upper Casting



6L90 Late-Style ('10-Later) Upper Casting




Look for machined-down boss (A, B, C or D) on the upper casting. Generally, if the A boss is machined down, this indicates an MYA/6L45 (see chart below). This identification system is not fullproof, as some valve bodies do not have any bosses machined down.

Machined-Down Boss on Upper Valve Body	Indicates Valve Body Unit*
"A" Boss ID	MYA/6L45
"B" Boss ID	MYB/6L50
"C" Boss ID	MYC/6L80
"D" Boss ID	MYD/6L90


*Note: This is a general rule to follow, but may not always be true. Sometimes no bosses are machined.

6L45-6L90 Early-Style ('10-Earlier) Lower Casting

6L45-6L90 Early-Style ('10-Earlier) Lower Casting




6L45-6L90 Late-Style ('10-Later) Lower Casting



		Upper Casting Number		Center Support Feed Holes	Lower Casting Number	
		'10-Earlier	'10-Later		'10-Earlier	'10-Later
GM	6L45	9405	7114	Centered	9581	0945
	6L50	9405	7117	Centered	9581	0945
	6L80	9404	0955	Offset Front	9581	0945
	6L90	9404	0955	Offset Rear	9581	0945
BMW	6L45	1590		Centered	9581 or 6351	

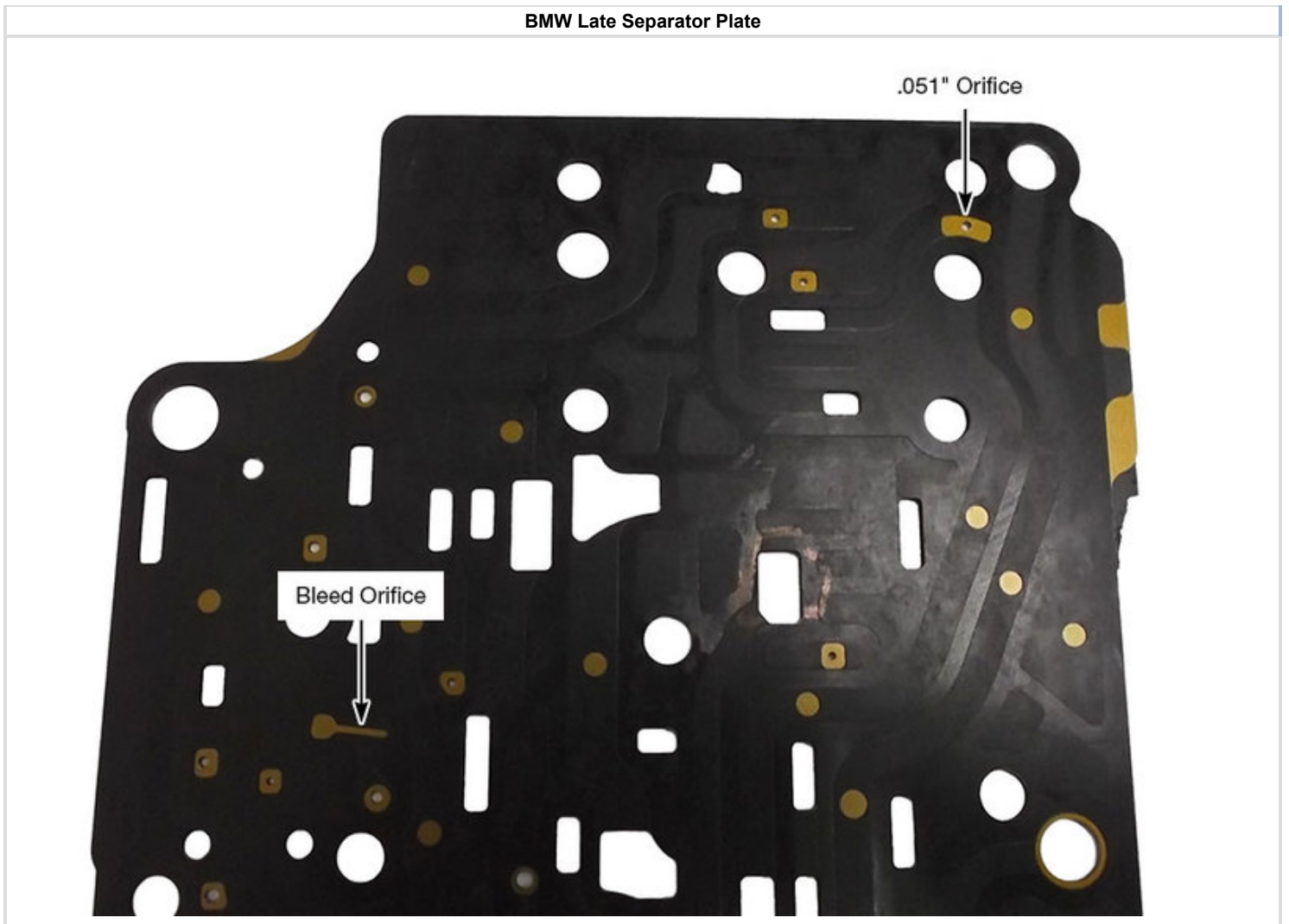
BMW Early Separator Plate

BMW Early Separator Plate



BMW Late Separator Plate

BMW Late Separator Plate



BMW early versus late applications have a separator plate variation in the converter circuit. At this time, there are no known year breaks or external identification features that can be provided.

Related Units

Related Parts

6L45 (www.sonnax.com/parts/4623-remanufactured-valve-body)

Remanufactured Valve Body (www.sonnax.com/parts/4623-remanufactured-valve-body) **GM6L45L**

'10-Later




Image Unavailable

6L90 (www.sonnax.com/parts/4622-remanufactured-valve-body)

Remanufactured Valve Body ([www.sonnax.com/parts/4622-remanufactured-](http://www.sonnax.com/parts/4622-remanufactured-valve-body)

[valve-body](http://www.sonnax.com/parts/4622-remanufactured-valve-body)) **GM6L90E**

'06-'09



Image Unavailable

6L90 (www.sonnax.com/parts/4625-remanufactured-valve-body)

Remanufactured Valve Body ([www.sonnax.com/parts/4625-remanufactured-](http://www.sonnax.com/parts/4625-remanufactured-valve-body)

[valve-body](http://www.sonnax.com/parts/4625-remanufactured-valve-body)) **GM6L90L**

'10-Later



Image Unavailable

6L80 (www.sonnax.com/parts/4621-remanufactured-valve-body)

Remanufactured Valve Body ([www.sonnax.com/parts/4621-remanufactured-](http://www.sonnax.com/parts/4621-remanufactured-valve-body)

[valve-body](http://www.sonnax.com/parts/4621-remanufactured-valve-body)) **GM6L80E**

'06-'09




Image Unavailable

6L80 (www.sonnax.com/parts/4624-remanufactured-valve-body)

Remanufactured Valve Body ([www.sonnax.com/parts/4624-remanufactured-](http://www.sonnax.com/parts/4624-remanufactured-valve-body)

[valve-body](http://www.sonnax.com/parts/4624-remanufactured-valve-body)) **GM6L80L**

2010-Later



Image Unavailable